

Nextreme™ Eco-Friendly Chiller

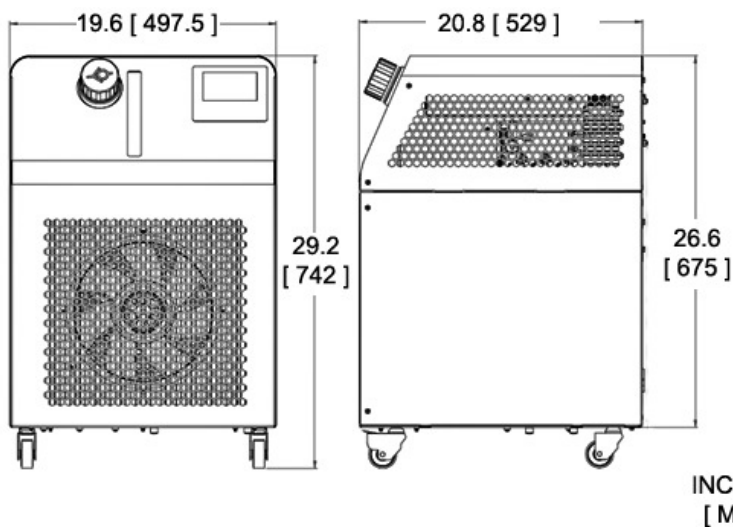
The Nextreme™ Eco-Friendly Chiller offers all users a cost-effective and reliable thermal management solution that is compliant with foreseeable future regulations with regards to refrigerant use. Part of the Nextreme family of chiller products, the EFC line offers the same ease of use, low maintenance features that makes it ideal for cooling sensitive electronics in industrial and analytical equipment. By using natural R290 refrigerant, the EFC Chillers achieve similar performance with a near-zero Global Warming Potential (GWP) when compared to traditional hydrofluorocarbon (HFC) refrigerants. The product also uses a variable speed compressor to maintain a high coefficient of performance (COP) and reduce system noise during partial load operation. For OEMs, the Eco-Friendly Chiller can be configured to meet unique application requirements. Units run on universal input of 200-240V, 50/60Hz, which means that they can operate anywhere in the world.

Features

- Reliable Performance
- Environmentally Friendly
- Quick Start Guide User Friendly
- Economical Cooling Solution

Applications

- Mass Spectrometry
- Electron Microscopes
- Medical Imaging
- Biotech
- Liquid Chromatography
- Medical Lasers
- Industrial Lasers
- Semiconductor Metrology
- Semiconductor Fabrication



INCHES
[MM]

COOLING POWER OPERATING POINTS

100% Water / 20°C Ambient Air

Cooling Power (Qc) = 2,350 Watts
 Fluid Setpoint = 20 °C
 Fluid ΔT @ 12.0 L/min = 2.8 °C

100% Water / 30°C Ambient Air

Cooling Power (Qc) = 2,050 Watts
 Fluid Setpoint = 20 °C
 Fluid ΔT @ 12.0 L/min = 2.5 °C

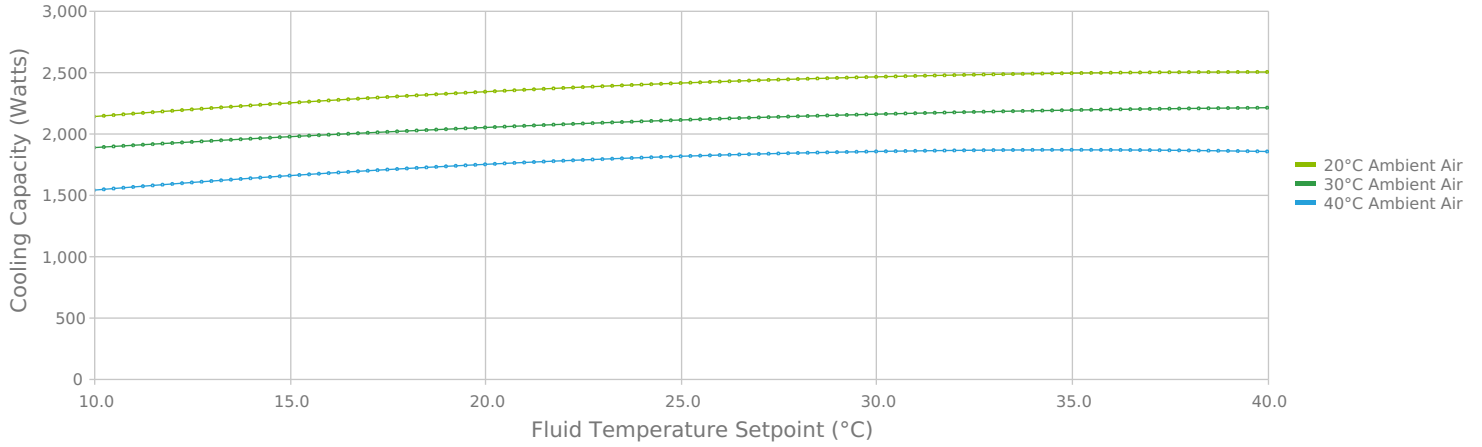
40% Glycol / 20°C Ambient Air

Cooling Power (Qc) = 2,100 Watts
 Fluid Setpoint = 20 °C
 Fluid ΔT @ 12.0 L/min = 2.5 °C

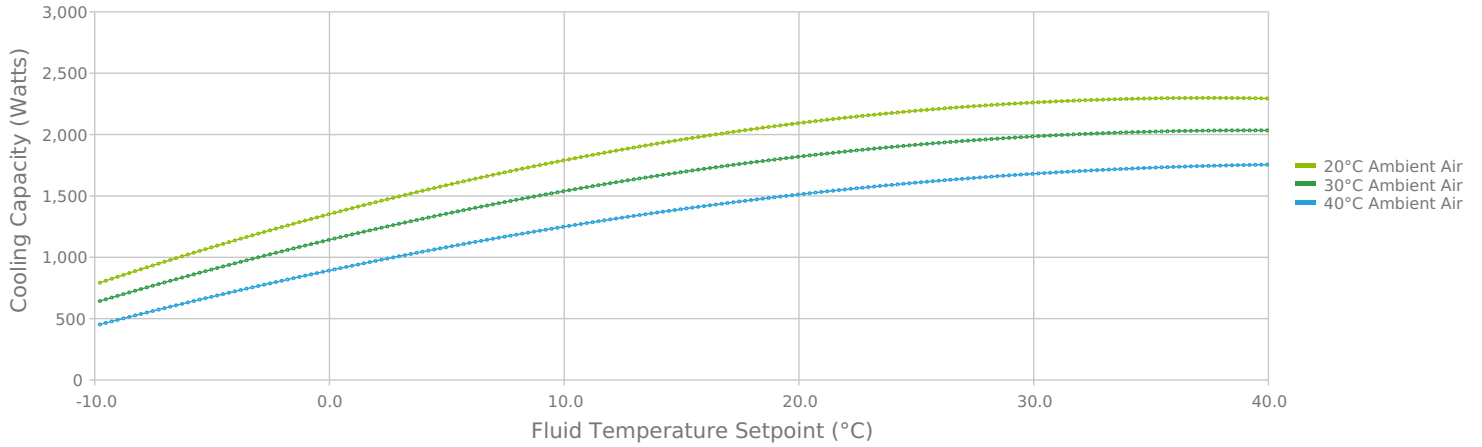
40% Glycol / 30°C Ambient Air

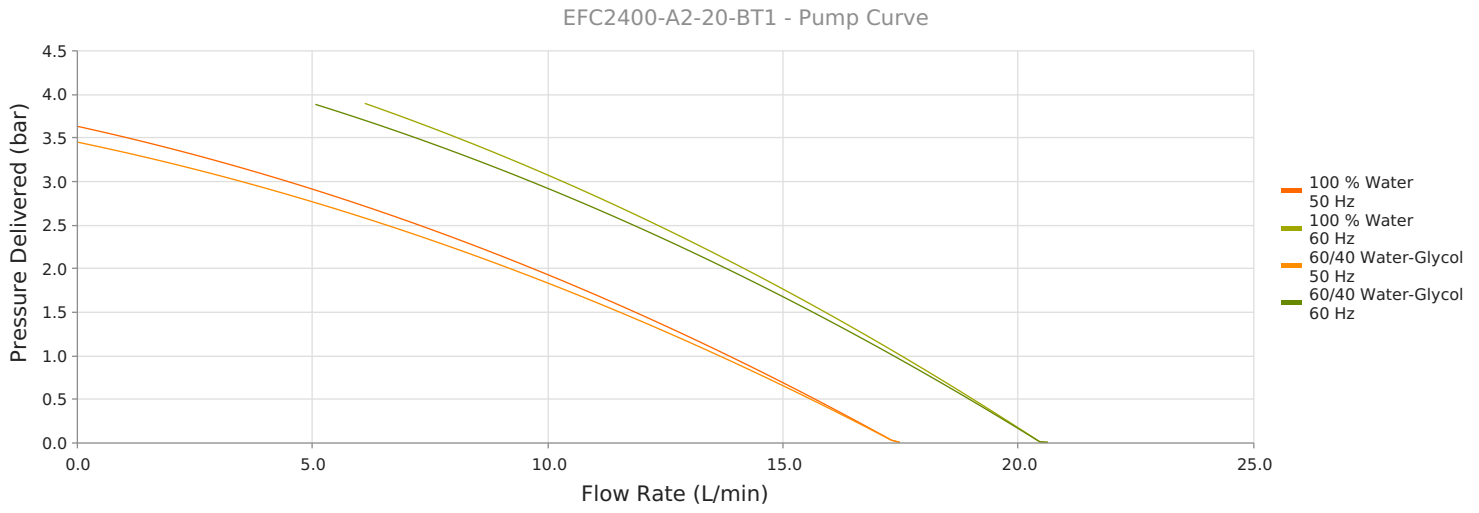
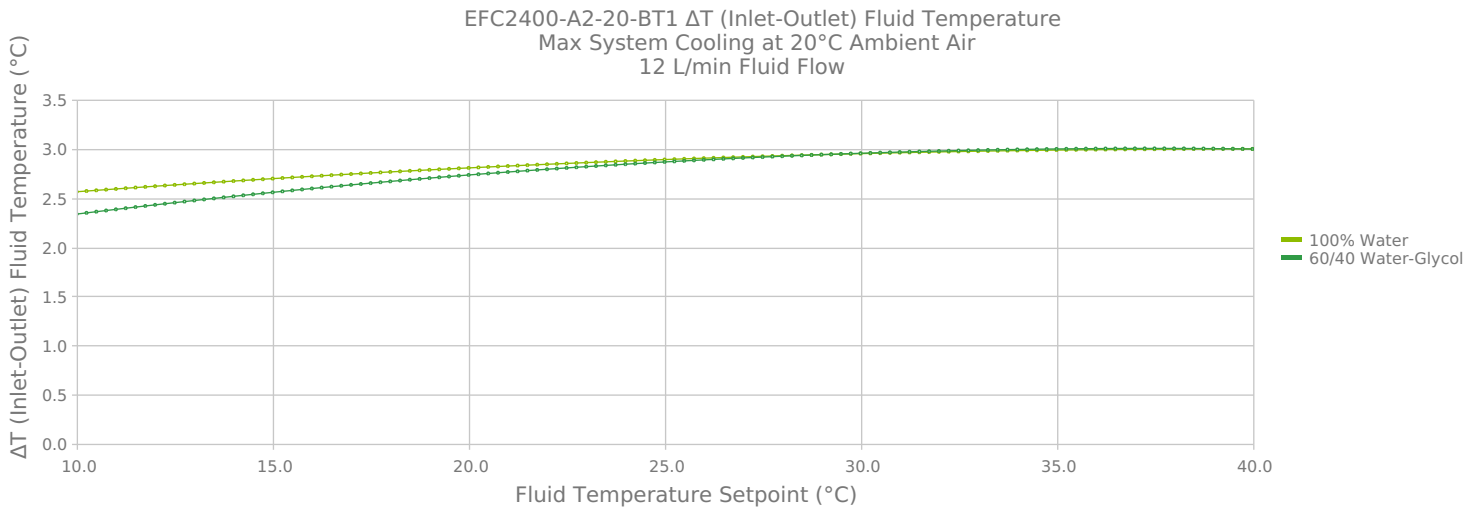
Cooling Power (Qc) = 1,800 Watts
 Fluid Setpoint = 20 °C
 Fluid ΔT @ 12.0 L/min = 2.2 °C

EFC2400-A2-20-BT1 Cooling Capacity
 100% Water Flow = 12 L/min



EFC2400-A2-20-BT1 Cooling Capacity
 60/40 Water-Glycol Flow = 12 L/min





TECHNICAL SPECIFICATIONS

Performance

Nominal Cooling Capacity¹	2,350 W
Setpoint Range	-10°C to 40°C
Temperature Stability	±0.1°C
Nominal Operating Flowrate (60 Hz)	12.0 L/min @ 2.6 Bar
Nominal Operating Flowrate (50 Hz)	12.0 L/min @ 1.4 Bar
Refrigerant	R 290
Refrigerant Charge	98g ±1g

Operation

Coolant	Water or Water/Glycol
Operating Temperature²	10°C to 40°C
Storage temperature range (w/o coolant)	-20°C to 70°C
Humidity range	30% to 80%
Storage Humidity range	5% to 95%, non-condensing
Altitude	< 2,000 meters
Input Voltage	230 VAC
Frequency	50/60 Hz
Current	< 8.6 Amps
Maximum Forward Pressure	3.9 Bar
Compliance	ANSI / CSA / IEC EN 61010-1 Edition 3

Physical

Height	742 mm
Length	529 mm
Width	498 mm
Weight	54.5 kg
Coolant Capacity	5 Liters
Couplings	1/2 in NPT

STANDARD FEATURES

Color Touch Screen Display	Simple user interface and detailed communication of system status without the need for alarm codes or symbols.
Semi-Closed Fluid System	Sealed fluid system with breathable reservoir cap (similar to an automobile). This prevents evaporative losses, introduction of bacteria, and the need for components to prevent fluid from draining back into the system when installed below the application.
Optical Fluid Level Switch	Fluid level sensing with no moving parts.
RS-232 Communications	Complete control integration of chiller into higher level assembly control system.

ACCESSORY KITS

Feature	Kit Part Number	Description
Flow Control Valve and Flow Sensing Kit	387004277	Externally installed valve for reducing the overall flow to the application. Full flow continues through the chiller to maintain high heat transfer rates and temperature stability. Flow meter for measuring coolant flow rate. Installed external to the chiller with both a local display and connectivity to chiller LCD display.
Water Filter Kit	387004279	Hot swappable, 5-micron water filter for filtering particulates from the coolant circuit.

CORD OPTIONS

These power cords have been tested and validated on Nextreme devices.

Power cord is not supplied with the unit and must be ordered separately.

MFG Part Number	Plug Type	Standard	Style	Cable Length	Rating	Color	Connector
387005324	Universal	None	Flying Leads	2.0 m	250VAC, 16A* / 20A**	Black	C19

* IEC ** UL



NOTES

1. Nominal capacity rating is given at a 20°C (68°F) setpoint, 20°C (68°F) ambient temperature, sea level, and 60Hz operation.
2. For ambient conditions outside this range, please contact Laird Thermal Systems.

Any information furnished by Laird and its agents, whether in specifications, data sheets, product catalogues or otherwise, is believed to be (but is not warranted as being) accurate and reliable, is provided for information only and does not form part of any contract with Laird. All specifications are subject to change without notice. Laird assumes no responsibility and disclaims all liability for losses or damages resulting from use of or reliance on this information. All Laird products are sold subject to the Laird Terms and Conditions of sale (including Laird’s limited warranty) in effect from time to time, a copy of which will be furnished upon request.

© Copyright 2025 Laird Thermal Systems, Inc. All rights reserved. Laird™, the Laird Ring Logo, and Laird Thermal Systems™ are trademarks or registered trademarks of Laird Limited or its subsidiaries.

Nextreme™ is a trademark of Laird Thermal Systems, Inc. All other marks are owned by their respective owners.

Revision: 02 Date: 02-03-2025

Print Date: 04-03-2025