

### OptoTEC™ MBX Series Thermoelectric Cooler

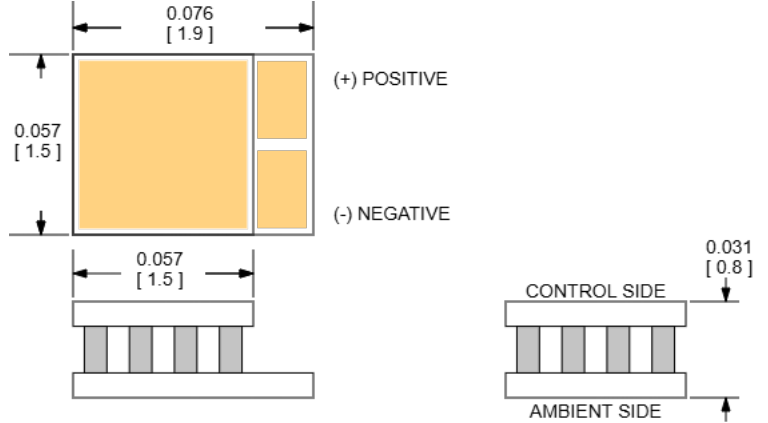
The MBX14-08-F2N-0101-GG-W0 is a high-performance, miniature thermoelectric cooler. The MBX14-08-F2N-0101-GG-W0 is primarily used in applications to stabilize the temperature of sensitive optical components in the telecom and photonics industries. It has a maximum  $Q_c$  of 0.8 Watts when  $\Delta T = 0$  and a maximum  $\Delta T$  of 72.9 °C at  $Q_c = 0$ .

### Features

- Miniature footprint
- Precise temperature control
- Reliable solid-state operation
- Operates in high-temperature applications
- No sound or vibration
- RoHS-compliant

### Applications

- VCSELs
- Laser Diodes
- Optical Transceivers
- Lidar Sensors
- Infrared Range (IR) Sensors
- Autonomous Systems
- Machine Vision



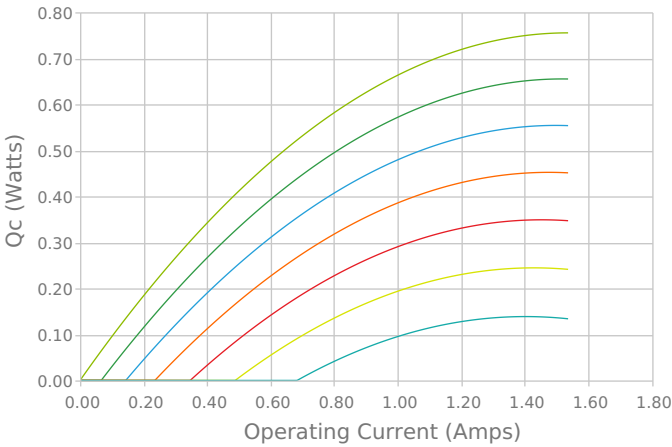
CERAMIC MATERIAL: AlN  
SOLDER CONSTRUCTION: 232°C, SbSn

INCHES [MM]

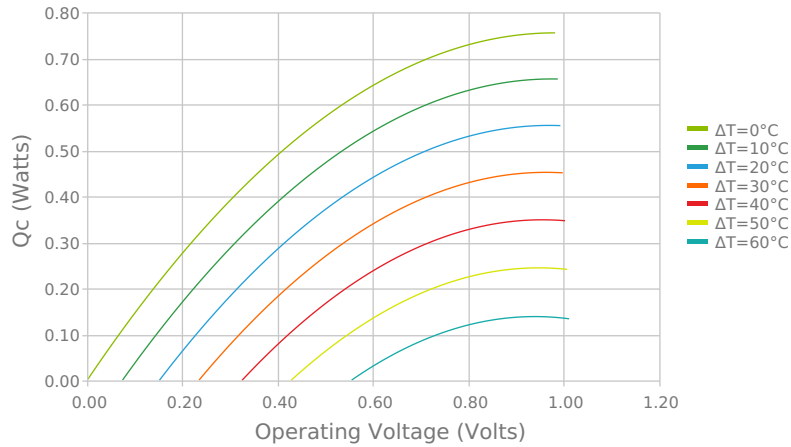
## ELECTRICAL AND THERMAL PERFORMANCE

For maximum performance, be sure to orient the CONTROL side of the TEC against the application to be managed and the AMBIENT side against the heat sink or other heat rejection method. The CONTROL side is always opposite the side with lead attachments. Lead attachment is a passive heat loss and less impactful if located on the side that attaches to the heat exchanger.

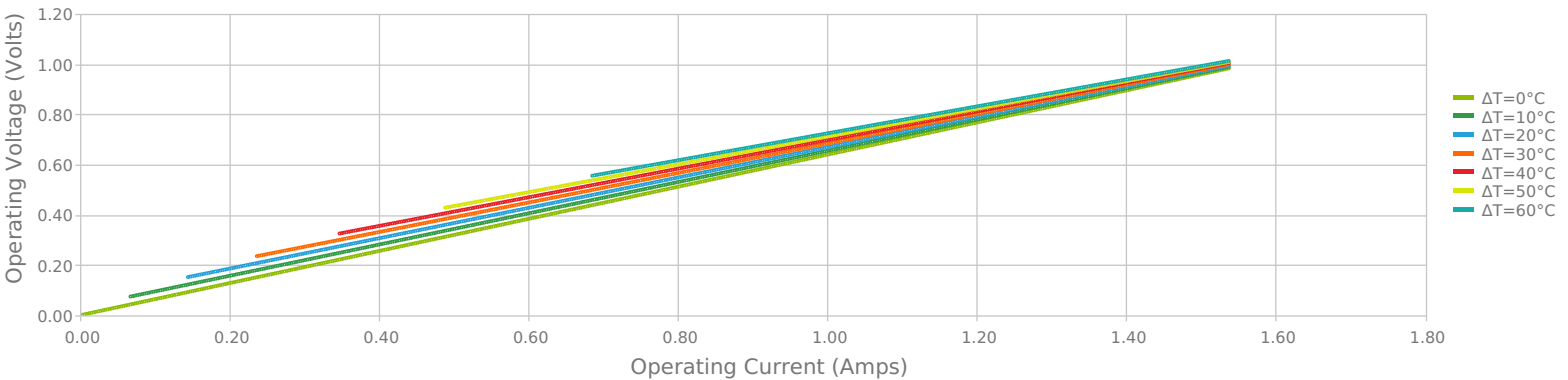
Heat Pumped at Cold Side  
 $T_{hot} = 27\text{ °C}$



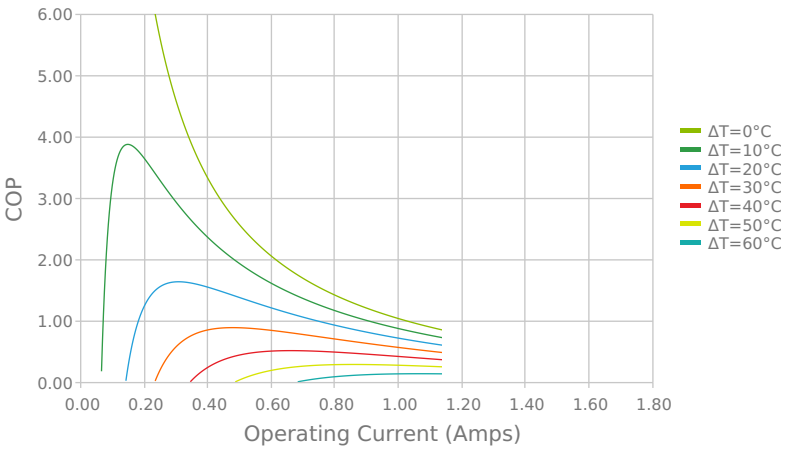
Heat Pumped at Cold Side  
 $T_{hot} = 27\text{ °C}$



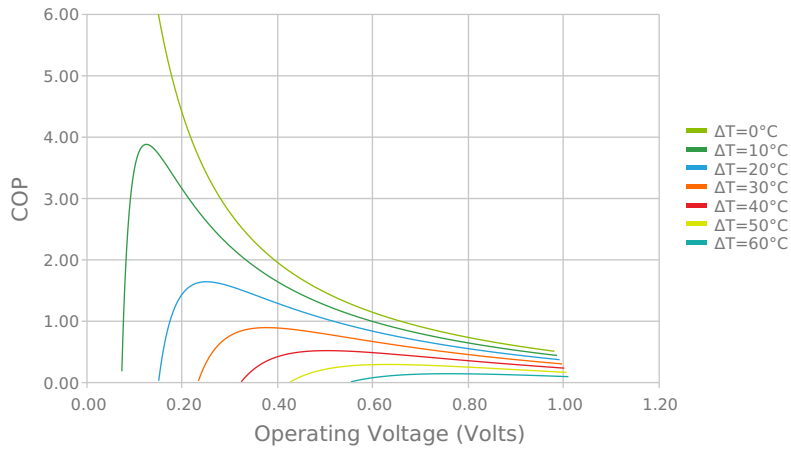
Current vs Voltage (I vs V)  
 $T_{hot} = 27\text{ °C}$



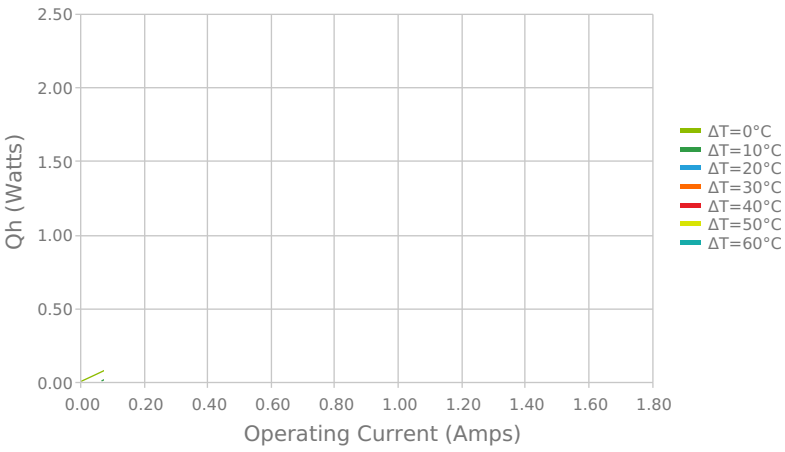
Coefficient of Performance (COP =  $Q_c/P_{in}$ )  
 $T_{hot} = 27\text{ }^\circ\text{C}$



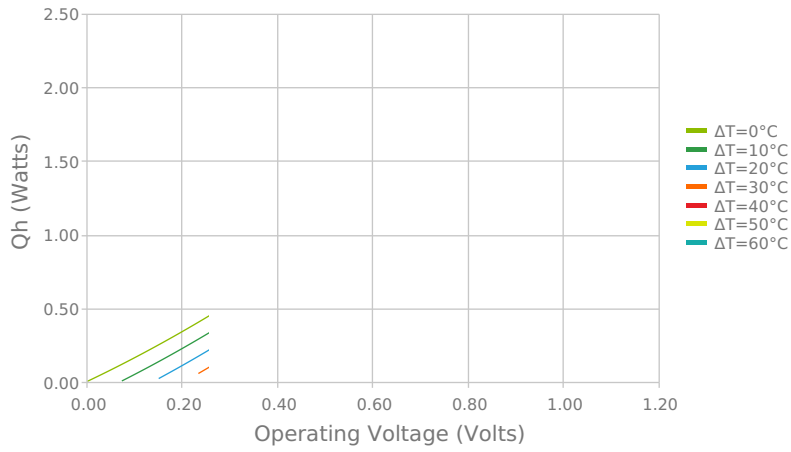
Coefficient of Performance (COP =  $Q_c/P_{in}$ )  
 $T_{hot} = 27\text{ }^\circ\text{C}$



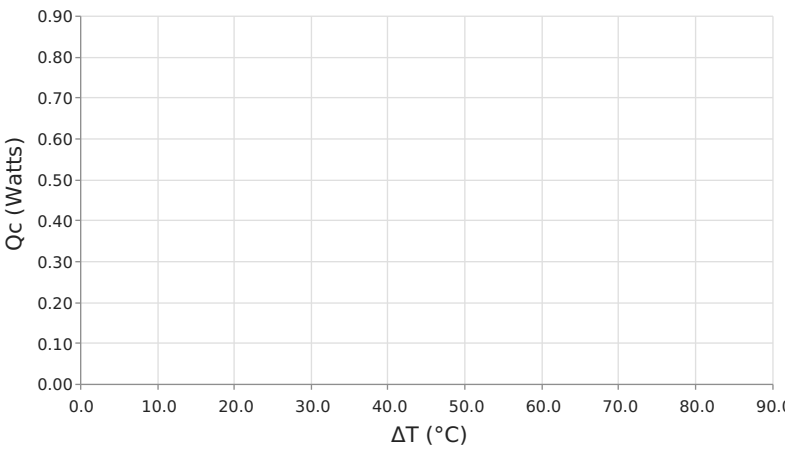
Total Heat Dissipated at Hot Side ( $Q_h=Q_c+P_{in}$ )  
 $T_{hot} = 27\text{ }^\circ\text{C}$



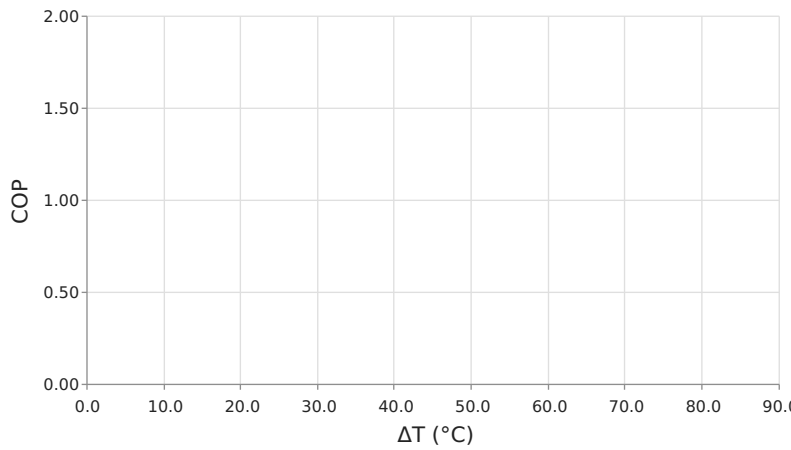
Total Heat Dissipated at Hot Side ( $Q_h=Q_c+P_{in}$ )  
 $T_{hot} = 27\text{ }^\circ\text{C}$



Heat Pumped at Cold Side ( $Q_c$ )  
 $T_{hot} = 50\text{ }^\circ\text{C}$  |  $I_{operating} = 1.2\text{ Amps}$



Coefficient of Performance (COP =  $Q_c/P_{in}$ )  
 $T_{hot} = 50\text{ }^\circ\text{C}$  |  $I_{operating} = 1.2\text{ Amps}$



## SPECIFICATIONS

Hot Side Temperature	27.0 °C	50.0 °C	80.0 °C
Qcmax ( $\Delta T = 0$ )	0.8 Watts	0.8 Watts	0.9 Watts
$\Delta T_{max}$ ( $Q_c = 0$ )	72.9°C	81.8°C	92.1°C
I <sub>max</sub> (I @ $\Delta T_{max}$ )	1.4 Amps	1.3 Amps	1.3 Amps
V <sub>max</sub> (V @ $\Delta T_{max}$ )	0.9 Volts	1.0 Volts	1.2 Volts
Module Resistance	0.64 Ohms	0.72 Ohms	0.82 Ohms
Max Operating Temperature	120 °C		
Weight	0.5 gram(s)		

## FINISHING OPTIONS

Suffix	Thickness	Flatness / Parallelism	Hot Face	Cold Face	Lead Length
GG	0.780 ± 0.100 mm 0.031 ± 0.0039 in	N/A / N/A	Au Plated	Au Plated	0.0 mm 0.00 in

## SEALING OPTIONS

Suffix	Sealant	Color	Temp Range	Description
	None			No sealing specified

## NOTES

1. Max operating temperature: 120°C
2. Do not exceed I<sub>max</sub> or V<sub>max</sub> when operating module
3. Reference assembly guidelines for recommended installation
4. Solder tinning also available on metallized ceramics

Any information furnished by Laird and its agents, whether in specifications, data sheets, product catalogues or otherwise, is believed to be (but is not warranted as being) accurate and reliable, is provided for information only and does not form part of any contract with Laird. All specifications are subject to change without notice. Laird assumes no responsibility and disclaims all liability for losses or damages resulting from use of or reliance on this information. All Laird products are sold subject to the Laird Terms and Conditions of sale (including Laird's limited warranty) in effect from time to time, a copy of which will be furnished upon request.

© Copyright 2019-2024 Laird Thermal Systems, Inc. All rights reserved. Laird™, the Laird Ring Logo, and Laird Thermal Systems™ are trademarks or registered trademarks of Laird Limited or its subsidiaries.

Revision: 00 Date: 11-3-2024

Print Date: 11-29-2024