



| 5024 SERIES

CUSTOM TEMPERATURE SENSOR PACKAGES

Introduction

The 5024 series are custom temperature sensors designed to meet your applications needs.

Immersion probes generally used to sense and monitor temperature changes in applications requiring the sensor to be immersed in a media (air, water, oil, fuel, transmission fluid, hydraulic fluid, and the like) while maintaining the integrity of the sensor with regards to the elements. These sensor assemblies have the ability to monitor temperature changes, feed information to a microprocessor, and allow the microprocessor to make decisions based on predetermined readings. The devices can also be used to drive a gauge or certain sensors with extreme changes in output with temperature can be used to pull in and drop out relays. Various package styles and termination are available.

Surface sensing assemblies are generally used in controlled environments where severe conditions will not come into play. The surface sensing device can signal a microprocessor and allow the microprocessor to turn on or turn off different peripheral hardware at different predetermined milestone points. Various package styles allow the surface sensing device to be used in power supplies, switching stations, generator sets, personal computers, and a wide variety of other applications. The device will sense the temperature of the surface it is mounted to and provides an active feedback to its host.



Transmissions, brakes, hydraulic lines, manifold and heat exchangers require fluid and air temperature to be monitored at all times. Sensata has worked in these environments for many years and can provide package styles that are very responsive to these environments. These devices in turn would constantly monitor and feedback information reflecting changes in temperature to a gage, microprocessor, relay, or other device, allowing the end user to operate the equipment under optimum conditions and be alerted when these conditions deteriorate.

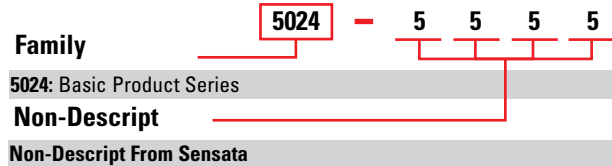
Features

- Available sensing technologies include thermistor, RTD or IC
- Stainless steel, brass or plastic construction

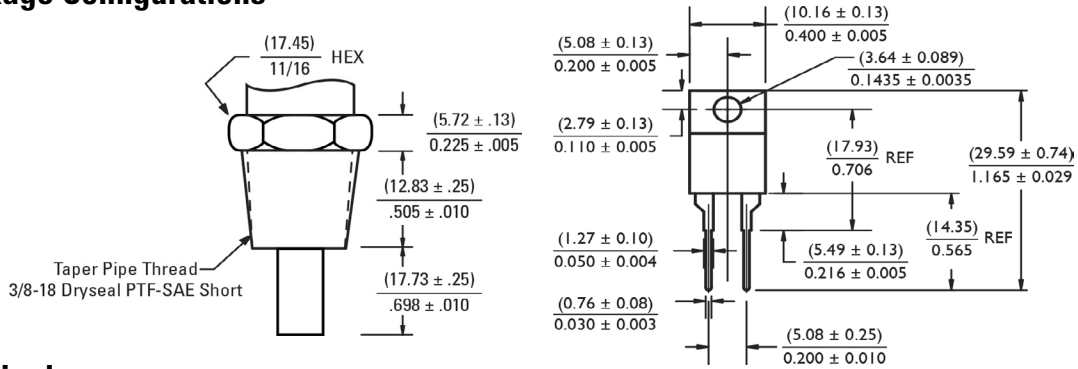
ORDERING OPTIONS

Example : 5024-5555

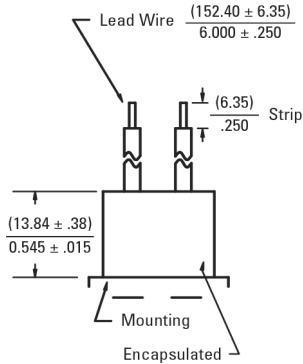
5024 series assigned a unique, 4-digit non-descript by Sensata Technologies to specify the body, terminals and sensing element.



Typical Package Configurations



Typical Terminals



Operation Characteristics

The 5024 series temperature sensors are available in a variety of physical packages with several types of solid-state elements. These devices exhibit a predictable change in electrical output as a function of temperature.

Custom Capabilities

Sensata allows you to design the product to meet the requirements of each and every application. Something out of the ordinary is not out of the ordinary for us. We make the unique, daily.

Quality

ISO 9001 registered, Sensata Technologies is a certified supplier to many of the market leaders.

1. The standard lead wire (materials) for different temperature ranges are as follows:

A. Up to 220°F (104.4°C) = # 18 AWG stranded. UL Style 1015/CSA approved. (PVC insulation, color black)

B. 221°F to 350°F (105°C to 176.6°C) = #18 AWG stranded. UL Style 1199/CSA approved. (Teflon® TFE insulation, color black)

C. 351°F (177.2°C) and above = #18 AWG stranded. UL style 5288/CSA approved. (Composite of Teflon®, ceramic + glass braid, color brown)

AGENCY APPROVALS & CERTIFICATIONS

Please contact factory for guidance on meeting specific agency certifications (UL/CSA/etc.) for custom temperature sensor development.

WARNINGS



RISK OF MATERIAL DAMAGE AND HOT ENCLOSURE

- The product's side panels may be hot, allow the product to cool before touching
- Follow proper mounting instructions including torque values
- Do not allow liquids or foreign objects to enter this product

Failure to follow these instructions can result in serious injury, or equipment damage.



HAZARD OF ELECTRIC SHOCK, EXPLOSION OR ARC FLASH

- Disconnect all power before installing or working with this equipment
- Verify all connections and replace all covers before turning on power

Failure to follow these instructions will result in death or serious injury.

Datasheets provided by Sensata Technologies, Inc., its subsidiaries and/or affiliates ("Sensata") are solely intended to assist third parties ("Buyers") who are developing systems that incorporate Sensata products (also referred to herein as "components"). Buyer understands and agrees that Buyer remains responsible for using its independent analysis, valuation, and judgment in designing Buyer's systems and products. Sensata datasheets have been created using standard laboratory conditions and engineering practices. Sensata has not conducted any testing other than that specifically described in the published documentation for a particular datasheet. Sensata may make corrections, enhancements, improvements, and other changes to its datasheets or components without notice.

Buyers are authorized to use Sensata datasheets with the Sensata component(s) identified in each particular datasheet. HOWEVER, NO OTHER LICENSE, EXPRESS OR IMPLIED, BY ESTOPPEL OR OTHERWISE TO ANY OTHER SENSATA INTELLECTUAL PROPERTY RIGHT, AND NO LICENSE TO ANY THIRD PARTY TECHNOLOGY OR INTELLECTUAL PROPERTY RIGHT, IS GRANTED HEREIN. SENSATA DATASHEETS ARE PROVIDED "AS IS". SENSATA MAKES NO WARRANTIES OR REPRESENTATIONS WITH REGARD TO THE DATASHEETS OR USE OF THE DATASHEETS, EXPRESS, IMPLIED, OR STATUTORY, INCLUDING ACCURACY OR COMPLETENESS. SENSATA DISCLAIMS ANY WARRANTY OF TITLE AND ANY IMPLIED WARRANTIES OF MERCHANTABILITY, FITNESS FOR A PARTICULAR PURPOSE, QUIET ENJOYMENT, QUIET POSSESSION, AND NON-INFRINGEMENT OF ANY THIRD PARTY INTELLECTUAL PROPERTY RIGHTS WITH REGARD TO SENSATA DATASHEETS OR USE THEREOF.

All products are sold subject to Sensata's terms and conditions of sale supplied at www.sensata.com. SENSATA ASSUMES NO LIABILITY FOR APPLICATIONS ASSISTANCE OR THE DESIGN OF BUYERS' PRODUCTS. BUYER ACKNOWLEDGES AND AGREES THAT IT IS SOLELY RESPONSIBLE FOR COMPLIANCE WITH ALL LEGAL, REGULATORY, AND SAFETY-RELATED REQUIREMENTS CONCERNING ITS PRODUCTS, AND ANY USE OF SENSATA COMPONENTS IN ITS APPLICATIONS, NOTWITHSTANDING ANY APPLICATIONS-RELATED INFORMATION OR SUPPORT THAT MAY BE PROVIDED BY SENSATA.

Mailing Address: Sensata Technologies, Inc., 529 Pleasant Street, Attleboro, MA 02703, USA

CONTACT US

Americas

+1 (888) 438 2214
sensors@sensata.com

Europe, Middle East & Africa

+31 (74) 357 8156
temperature-info.eu@sensata.com

Asia Pacific

sales.isasia@list.sensata.com
China +86 (21) 2306 1500
Japan +81 (45) 277 7117
Korea +82-10-9218-1179
India +91 (80) 67920890
Rest of Asia +886 (2) 27602006
ext 2808