

CAPACITIVE PROBES

Probe Model Numbers

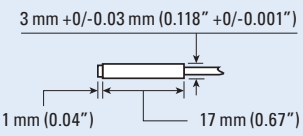

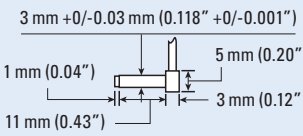

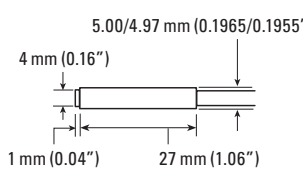

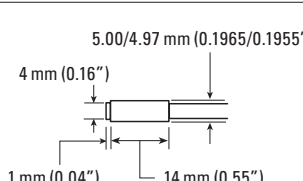

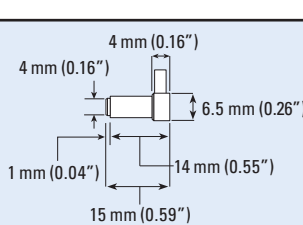

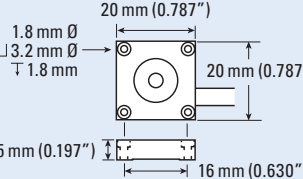

- Probe model numbers are a combination of the Body Model number and Sensing Area Diameter in mm (e.g. C5S-08 or R45-19).
- Cad Files available at www.lionprecision.com/technical-library

C5S

Shape
C = Cylindrical R = Rectangular

Size in mm
C: Diameter R: Longest Side

Body Style
Blank = Long S = Short R = RightAngle

Size/Shape	Body Model	Mechanical	Sensing Area	Sensing Area Diameter (mm)	Measurement Ranges (by Driver Model)	
					CPL190, CPL290 CPL230, CPL350 µm mils	CPA100 µm mils
3mm Cylindrical	C3S	 <p>3 mm +0/-0.03 mm (0.118" +0/-0.001") 1 mm (0.04") 17 mm (0.67")</p>		0.5	10, 50, 80 0.4, 2.0, 3.0	50, 80 2.0, 3.0
				0.8	25, 100 1.0, 4.0	100 4.0
	C3R	 <p>3 mm +0/-0.03 mm (0.118" +0/-0.001") 1 mm (0.04") 5 mm (0.20") 11 mm (0.43") 3 mm (0.12")</p>		0.5	10, 50, 80 0.4, 2.0, 3.0	50, 80 2.0, 3.0
				0.8	25, 100 1.0, 4.0	100 4.0
5mm Cylindrical	C5	 <p>5.00/4.97 mm (0.1965/0.1955") 4 mm (0.16") 1 mm (0.04") 27 mm (1.06")</p>		0.5	10, 50, 80 0.4, 2.0, 3.0	50, 80 2.0, 3.0
				0.8	25, 100 1.0, 4.0	100 4.0
				2.0	10, 50, 250, 500 0.4, 2.0, 10.0, 20.0	250, 500 10.0, 20.0
	C5S	 <p>5.00/4.97 mm (0.1965/0.1955") 4 mm (0.16") 1 mm (0.04") 14 mm (0.55")</p>		0.5	10, 50, 80 0.4, 2.0, 3.0	50, 80 2.0, 3.0
				0.8	25, 100 1.0, 4.0	100 4.0
				2.0	10, 50, 250, 500 0.4, 2.0, 10.0, 20.0	250, 500 10.0, 20.0
C5R	 <p>4 mm (0.16") 4 mm (0.16") 6.5 mm (0.26") 1 mm (0.04") 14 mm (0.55") 15 mm (0.59")</p>		0.5	10, 50, 80 0.4, 2.0, 3.0	50, 80 2.0, 3.0	
			0.8	25, 100 1.0, 4.0	100 4.0	
			2.0	10, 50, 250, 500 0.4, 2.0, 10.0, 20.0	250, 500 10.0, 20.0	
20mm Rectangle	R20	 <p>20 mm (0.787") 1.8 mm Ø 3.2 mm Ø 1.8 mm 20 mm (0.787") 5 mm (0.197") 16 mm (0.630")</p>		5.6	50, 500, 2000 2.0, 20.0, 80.0	200, 2000 20.0, 80.0

Standard cable length: 2 meters. Operating and storage temperature range: 4-50°C. Available as vacuum compatible.

Probes are not damaged by contact with the sensing tip.

Range is determined by the probe Sensing Area diameter – the larger the diameter, the larger the range.

To hold [specifications](#), flat target surface diameter must be 1.3 times larger than the sensing area diameter.

Measurement Ranges and other performance [specifications](#) are dependent on the selected driver model.

Size/Shape	Body Model	Mechanical	Sensing Area Diameter (mm)	Measurement Ranges (by Driver Model)		
				CPL190, CPL290 CPL230, CPL350 µm mils	CPA100 µm mils	
8mm Cylindrical	C8			2.0	10, 50, 250, 500 0.4, 2.0, 10.0, 20.0	250, 500 10.0, 20.0
				3.2	50, 500, 1250 2.0, 20.0, 50.0	500, 1250 20.0, 50.0
	C8S			2.0	10, 50, 250, 500 0.4, 2.0, 10.0, 20.0	250, 500 10.0, 20.0
				3.2	50, 500, 1250 2.0, 20.0, 50.0	500, 1250 20.0, 50.0
	C8R			2.0	10, 50, 250, 500 0.4, 2.0, 10.0, 20.0	250, 500 10.0, 20.0
				3.2	50, 500, 1250 2.0, 20.0, 50.0	500, 1250 20.0, 50.0
9.5mm (3/8") Cylindrical	C9.5			5.6	50, 500, 2000 2.0, 20.0, 80.0	500, 2000 20.0, 80.0
	C9.5S			5.6	50, 500, 2000 2.0, 20.0, 80.0	500, 2000 20.0, 80.0
	C9.5R			5.6	50, 500, 2000 2.0, 20.0, 80.0	500, 2000 20.0, 80.0
18mm Cylindrical	C18			13	2000, 3200, 5000 80, 125, 2000	3200, 5000 125, 200
25mm Cylindrical	C25			21	8000, 12500 300, 500	8000, 12500 300, 500
45mm (1.75") Cylindrical	R45			19	2500, 6000 100, 250	2500, 6000 100, 250

ALCYON
ÉLECTRONIQUE

RD 11 – BP20 – 78650 Beynes – France

Tel : +33 (0) 134 947 700

info@alcyonelectronique.fr

Fax : +33 (0) 134 875 340

www.alcyonelectronique.fr

Need assistance? Please contact Lion Precision at 651.484.6544 or info@lionprecision.com