

6256 Heavy Duty Potentiometer Footswitch

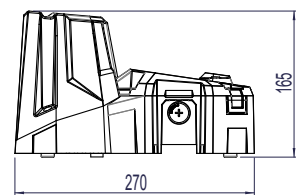
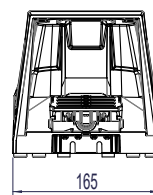
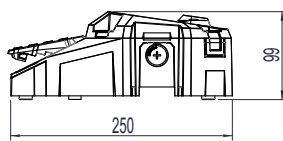
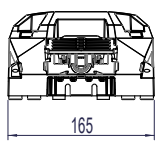


Technology Ltd

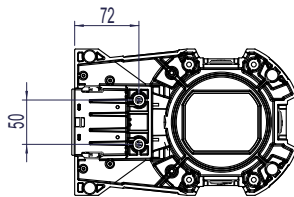
- Choice of 5kΩ or 10kΩ potentiometer
- Sturdy & durable industrial footswitch
- Unique functional design aesthetic
- Adaptable range of accessories
- Accommodates safety shoe use
- Waterproof to IP67 (EN 60529)
- Infinite multiplication of footswitches due to original modular design



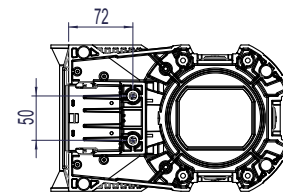
Reference dimensions



Unguarded



Guarded



General specifications

Microswitch Standards/approvals	EN 61058-1, CE, CSA, UL, ENEC
Degree of protection	EN 60529 IP67 (IP68 on request) when fitted with seal kit 6050-5500-0138 (or alternative sealed cable glands)
Connection method	Screw terminals, for cable and connection options, please speak with your Sales Representative
Operating temperature range	-20°C to +80°C -20°C to +60°C with UL certification
Body material	Thermoplastic, Injection moulded ABS (High Impact), self extinguishing UL 94-V0

Cover material	Thermoplastic (ABS), self extinguishing UL 94-V0
Guard stability	Drop weight: 20 kg at 1m
Weight	Cover 0.96 kg Guard 1.26 kg
Life expectancy	Mechanical: 2 Mio cycles Electrical: 10 Mio cycles
Additional information	Other potentiometer resistance values from 1KkΩ to 10k Ω can be applied in medium batch volumes, although these versions cannot be supplied with microswitch contacts

Switch specifications & Electrical data

Max. electrical load	Voltage (V)	Resistive (A)	Inductive (A)	Motor (P0.75)
AC	250	25	8	1HP
	125	25		
	6	25	25	
	12	15	15	
DC	24	8	7	
	60	1	0.5	
	110	0.5	0.2	
	220	0.25	0.1	

Resistance tolerance	+/- 20%
Linearity	+/- 1%
Recommended wiper current	<0.1 μA
Power rating	0.5W/40°C
max. wiper fault current	10mA
max. potentiometer rating	5 kΩ: 50V 10 kΩ: 70V
Dielectric strength	1000 VAC
Resistance	Conductive plastic



ALCYON
ÉLECTRONIQUE

RD 11 – BP20 – 78650 Beynes – France
Tel : +33 (0) 134 947 700
info@alcyonelectronique.fr
Fax : +33 (0) 134 875 340
www.alcyonelectronique.fr

Subject to change without notice

6256 Heavy Duty Potentiometer Footswitch

Code structure - please contact Herga Sales to discuss product availability before ordering


Article **Options**

6256 - X X X Z - Z Z Z Z

Model (UL)		Bluetooth
Footswitch safety		Z No Bluetooth (UL)
A Unguarded (UL)		A Bluetooth BLE2 - <i>on request</i>
B Guarded (UL)		Cover
Electrical		Z Standard cover (UL)
C 5k Ohm potentiometer + snap action microswitches, Potentiometer rating 0.5W, Voltage max 50V, Microswitch rating: 25A, 125/250V AC. 1 HP 125/250V AC		A Pole with ball handle <i>(recommended to use with base plate if stand alone - see accessories)</i>
D 10k Ohm potentiometer + snap action microswitches, Potentiometer rating 0.5W, Voltage max 70V, Microswitch rating: 25A 125/250V AC. 1 HP 125/250V AC		B Emergency stop on cover
Switching operation		C Pole with emergency stop <i>(recommended to use with base plate if stand alone - see accessories)</i>
G Potentiometer - double pole change over contacts <i>(must use "Electrical option - C/D")</i>		Pedal
Cable options		Z No option - standard pedal (UL)
Z no cable (* cable kits under accessories) (UL)		(A Pedal lock ¹)
		Release
		Z No manual release or DA Button (UL)
		(A Manual release ¹)
		(B DA Button ¹)
		(C Manual release and DA Button ¹)

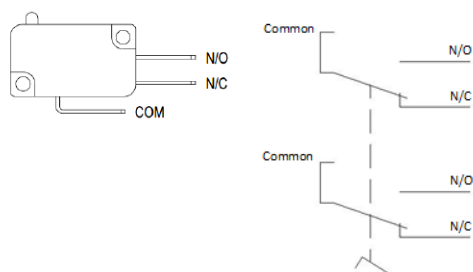
¹ planned option, will be available soon

Contact configuration

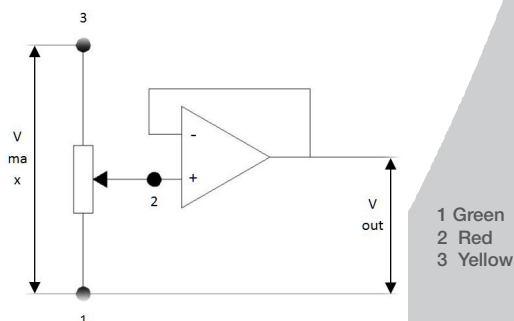


Internal switches

Using pre-insulated 6.3mm spade connectors.



Recommended Schematic



Dry Switching: If switching low power circuits i.e. low current (4 to 100 mA) and low voltage (below 30V), consult herga for further advice.

In all applications except where protective extra low voltage (PELV) circuits are being switched, an earth conductor must be installed. The earth conductor should be rated in accordance with the prevailing standards.

Potentiometer@40°C	Resistance	Linearity	Wiper nominal rating	Wiper max. rating
6256-XCGX-ZZZZ	5KΩ ± 20%	± 1.0%	0.5W 0.1µA	50VDC 10mA
6256-XDGX-ZZZZ	10KΩ ± 20%	± 1.0%	0.5W 0.1µA	70VDC 10mA