DME25

MODEL CODE	VOLTAGE	OUTPUT	CURRENT
BA	12V	3W	0.47A
BB	24V	3W	0.23A

●DIMENSIONS Unit mm(inch)

DME25BA, DME25BB

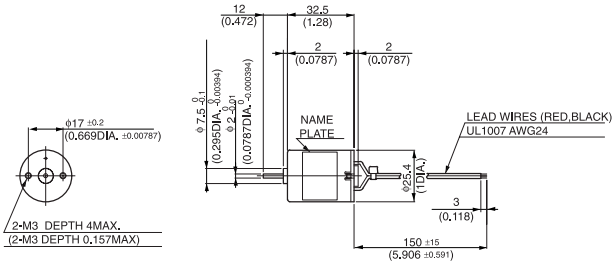

Contact Commercial Secteur OUEST :
frederic.piteux@alcyonelectronique.fr
Direct : +33 (0)134 947 710 - Mob : +33 (0) 622 920 278
Contact Commercial Secteur EST :
didier.simon@alcyonelectronique.fr
Direct : +33 (0)134 947 711 - Mob : +33 (0) 680 923 780

ALCYON ÉLECTRONIQUE
RD 11 – BP20 – 78650 Beynes – France
Tel : +33 (0) 134 947 700 - Fax : +33 (0) 134 875 340
www.alcyonelectronique.fr

●CURRENT, SPEED-TORQUE CURVE

DME25BA, DME25BB

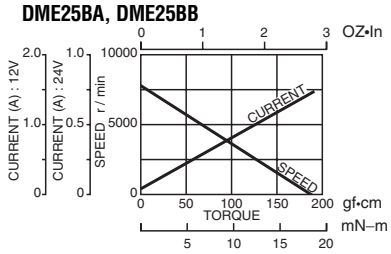

●CONNECTION

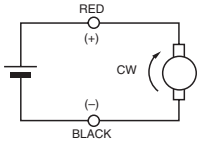

●STANDARD SPECIFICATIONS

Model	Rated						No load		Stall torque		Weight	
	Output	Voltage	Torque		Current	Speed	Current	Speed	mN-m	oz·in		
	W	V	mN-m	oz·in	A	r/min	A	r/min			g	lb
DME25BA	3	12	4.9	0.69	0.47	5800	0.07	8000	17.7	2.50	55	0.12
DME25BB	3	24	4.9	0.69	0.23	5800	0.04	8000	17.7	2.50	55	0.12

WITH GEARBOX

36G

Gear heads for intermittent drive

●DIMENSIONS Unit mm(inch)

DME25B36G

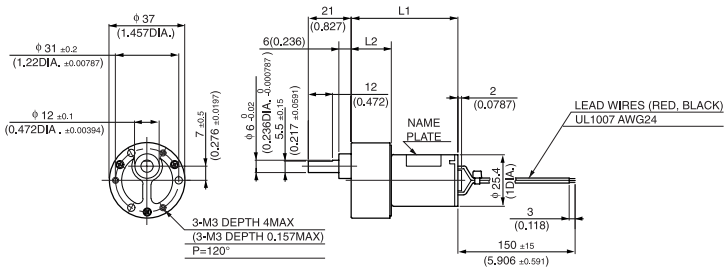

GEAR RATIO	L1		L2		WEIGHT	
	(mm)	(inch)	(mm)	(inch)	g	lb
10	52.3	2.059	19.8	0.78	160	0.35
18~30	54.8	2.157	22.3	0.878		
50~100	57.3	2.256	24.8	0.976		
120~300	59.8	2.354	27.3	1.075	180	0.40
400~600	62.3	2.453	29.8	1.173		

●with 36G TYPE GEARBOX

Model	Gear ratio		10	*18	*20	*30	50	60	75	100	*120	*150	*180
	Rated speed	r/min	580	322	290	193	116	96.6	77.3	58	48.3	40.1	35.2
DME25B36G□☆	Rated torque	N·m	0.04	0.068	0.071	0.1	0.15	0.18	0.23	0.32	0.34	0.39	0.39
		oz·in	5.55	9.03	10.14	15.28	22.22	26.39	33.33	45.83	48.61	55.55	55.55

Model	Gear ratio		*200	*250	*300	400	500	600
	Rated speed	r/min	32.5	27.2	23.3	17.9	14.6	12.4
DME25B36G□☆	Rated torque	N·m	0.39	0.39	0.39	0.39	0.39	0.39
		oz·in	55.55	55.55	55.55	55.55	55.55	55.55

NOTE
1: Enter the required reduction ratio in the □.
2: ✻Rotation of gearbox shaft is in reverse of rotation of motor.
3: Enter the required voltage A or B in the ☆.