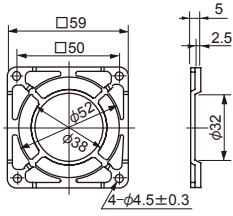
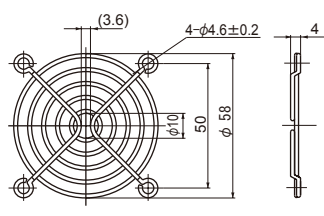


F60P Guard (Mass 4 g)



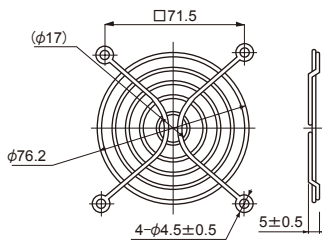
Material: Polycarbonate (black)
UL94V-2

F60UL Guard (Mass 12 g)



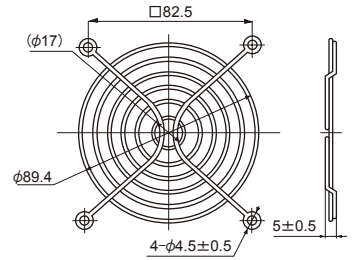
Material: Mild steel wire 1.6 dia.
Surface treatment:
Nickel chromium plating

F80UL Guard (Mass 14 g)



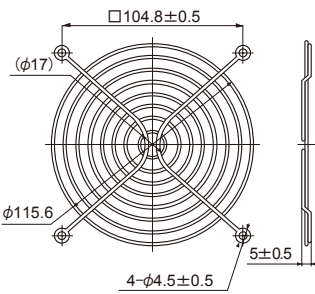
Material: Mild steel wire 1.6 dia.
Surface treatment:
Nickel chromium plating

F92UL Guard (Mass 16 g)



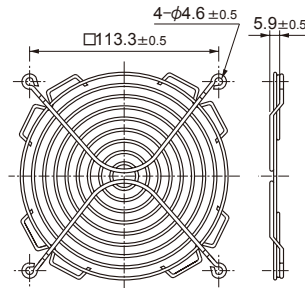
Material: Mild steel wire 1.6 dia.
Surface treatment:
Nickel chromium plating

F120UL Guard (Mass 29 g)



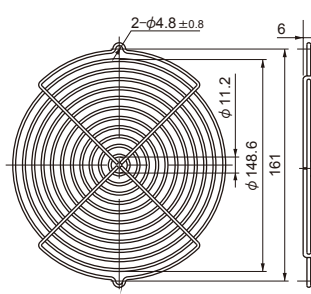
Material: Mild steel wire 1.6 dia.
Surface treatment:
Nickel chromium plating

F127UL Guard



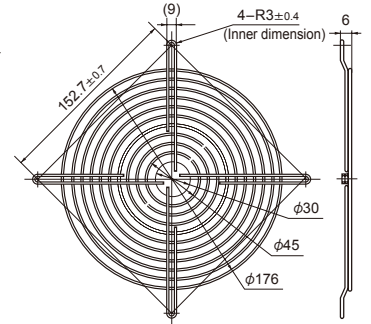
Material: Mild steel wire 1.6 dia.
Surface treatment:
Nickel chromium plating

GUARD 172



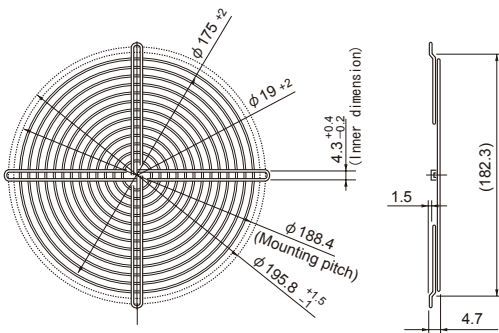
Material: Mild steel wire 2 dia.
Surface treatment:
Nickel chromium plating

F180UL Guard



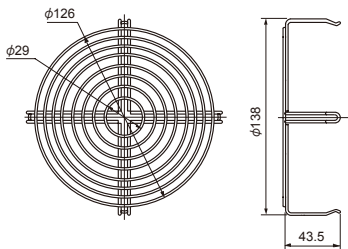
Material: Mild steel wire 1.6 dia.
Surface treatment:
Nickel chromium plating

F200UL Guard (Mass 82 g)



Material: Mild steel wire 1.6 dia.
Surface treatment:
Nickel chromium plating

SCN Guard (Mass 55 g)



Material: Mild steel wire 1.6 dia.
Surface treatment:
Nickel chromium plating

- Guard special for intake side of SCN (metal venturi) fans.

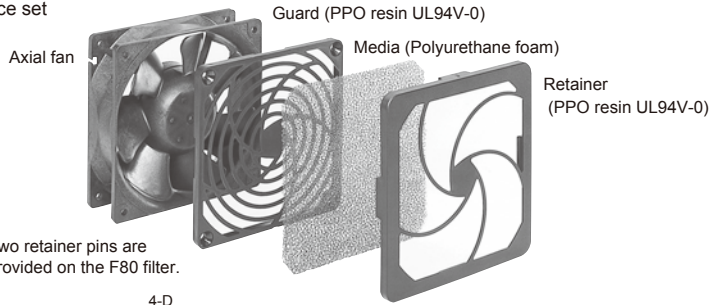
List of mating fan series

Guard	F60P	F60UL	F80UL	F92UL	F120UL	F127UL	GUARD 172	F180UL	F200UL	SCN
AC Axial Fans										
SCN					○*1					○*2
VE			○							
WE				○						
KA				○						
CU					○					
CN					○					
MA							○			
PA							○			
DC Axial Fans										
TUDC	○	○								
PUDC			○							
D0925C				○						
KLDC				○						
D1225C					○					
CNDC					○					
D1238B					○					
D1338B						○				
D1751M							○			
D1751S							○			
G0638D		○								
G0838X			○							
G0938B				○						
G1238B					○					
G1751M							○			

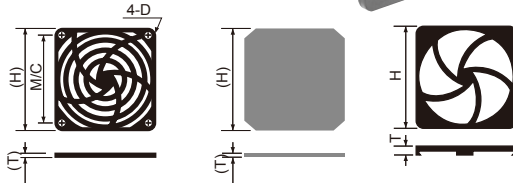
*1: Can be installed only on outlet side. *2: Can be installed only on intake side. All guards conform to the UL standard when combined with NIDEC SERVO fans. The installation of a filter, guard and other accessories will constitute a ventilating load, reducing the airflow. Select a suitable guard, taking into consideration the increase in air resistance. (See Figs. 12 and 13 on page G-7.)

Filter

3-piece set



Note: Two retainer pins are provided on the F80 filter.



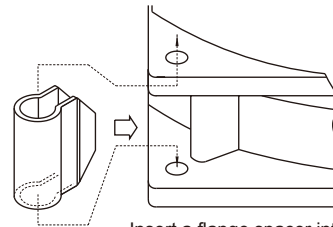
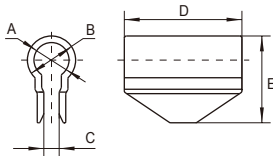
List of mating fan series

Filter	F80	F92	F120
PUDC	○		
D0925C		○	
KLDC		○	
D1225C			○
CNDC			○
D1238B			○
G0838C	○		
G0938B		○	
G1238B			○

Filter	F80	F92	F120
VE	○		
WE		○	
KA		○	
CU			○
CN			○

Component (Model Code)	H	T	M/C	D
F80 Filter	83.5	10	71.4	φ 4.5
F92 Filter	96.5	11	82.6	φ 3.8
F120 Filter	123.7	11	104.8	φ 4.4

Flange spacer



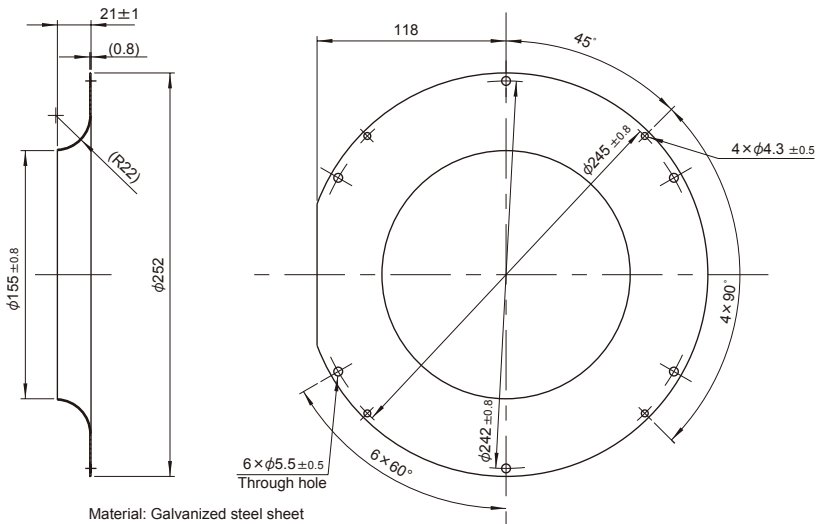
Insert a flange spacer into the ribs of a venturi.

(Installing a flange spacer)

Component (Model Code)	A mm	B mm	C mm	D mm	E mm	Mating Model Code
Flange Spacer PUDC (※)	5	8	2	17	14.5	KUDC,PUDC
Flange SpacerCNDC	8	11	3.5	28	19.8	CNDC

※Ribbed venturis (PUDC-R) are available for PUDC

Inlet ring



Material: Galvanized steel sheet

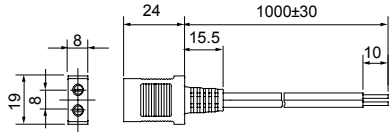
Component (Model Code)	Mating Model Code
E2271 Inlet ring	E2271Z

■ Plug cords for AC fans

(Common specification: Rated 3 A, voltage 250 V, dielectric strength 1 minute at 1500 V 50 Hz)

D2P1 cord (Mass 35 g)

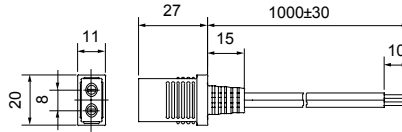
Certified under the Electrical Appliance and Material Safety Law (Japan) (<PS>E mark approved)
Cord 0.18 dia. 30 conductors Black, heat resistant vinyl



* D2P2 cord with 2m length also available.

UL2P1 cord (Mass 41 g)

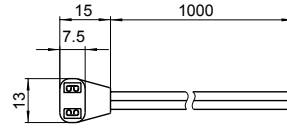
UL standard product (UL file No. E78112)
Cord 0.16 dia. 41 conductors Black, heat resistant vinyl



* UL2P2 cord with 2m length also available.

T2P1 cord

For wiring inside equipment
Cord 0.18 dia. 30 conductors Black, heat resistant vinyl

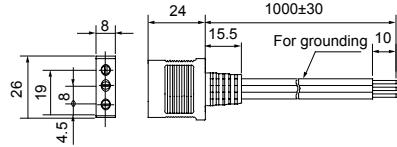


* T2P2 cord with 2m length also available.

D3P1 cord (Mass 59 g)

Certified under the Electrical Appliance and Material Safety Law (Japan) (<PS>E mark approved)
Cord:

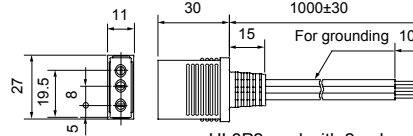
For power feeding 0.18 dia. 30 conductors Black, heat resistant vinyl
For grounding 0.18 dia. 50 conductors Black, heat resistant vinyl



UL3P1 cord (Mass 60 g)

UL standard product (UL file No. E78112)
Cord:

For power feeding 0.16 dia. 41 conductors Black, heat resistant vinyl
For grounding AWG18 green/yellow spiral, heat resistant vinyl



* UL3P2 cord with 2m length also available.

List of mating fan series

Cord	T2P1	T2P2	D2P1	D2P2	D3P1	UL2P1	UL2P2	UL3P1	PL3P2
WE	○	○	○	○		○	○		
KA	○	○	○	○		○	○		
CU	○	○	○	○		○	○		
CN (2 terminals)	○	○	○	○		○	○		
CN (3 terminals)					○			○	○
MA	○	○	○	○		○	○		
PA	○	○	○	○		○	○		