

TEKNIC

Supplementary Protector / Circuit Breaker for equipment - TR 20



The TR 20 circuit breaker for equipment (CBE) is a single pole, thermally operated, snap action over load protector, with a manual, push-to-reset mechanism, providing reliable 'cycling trip free' operation on overloads & short circuits within maximum capacity specified. A high contact force is maintained till the contacts break due to overload through the snap action bimetal disc.

APPLICATION : Protection against overloads.

OPERATION: The entire mechanism of the circuit breaker is based on the use of a snap action cantilevered, thermo-bimetal disc profile with silver alloy contacts, designed to open in the event of a current flow in excess of the rated current, according to the time/current characteristic of the device. The contacts open and close with a positive snap action and the tripped state is clearly indicated by the extended projection of the reset button.

TIME & CURRENT CHARACTERISTICS :

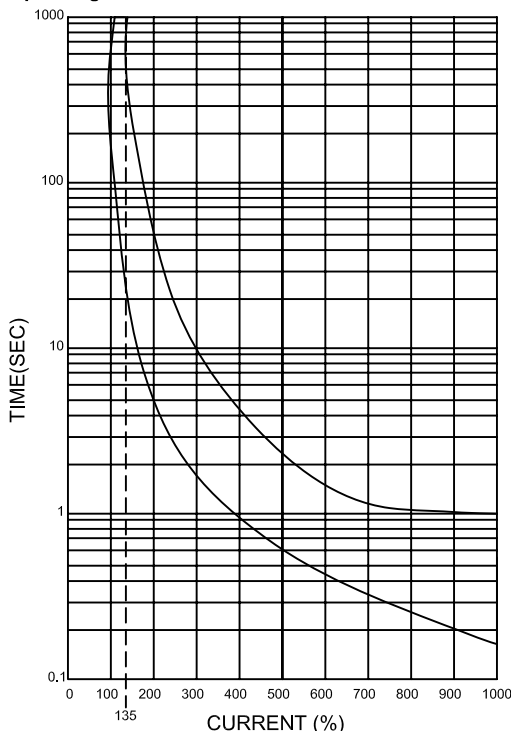
The standard characteristic is valid for an ambient temperature of 25 °C. If the device is to be used in an ambient temperature other than 25°C, allowance must be made when selecting the current rating according to the following guide lines.

Example :

Normal continuous current : 5.0A
 Ambient temperature : 40°C
 Multiplication factor : 1.1
 Selected rated current at +40°C ambient temperature : 5 X 1.1 =5.5
 : 6.0A (nearest)

AMBIENT MULTIPLEPLICATION FACTOR	TEMP.(°C)	-20°C	-10°C	0°C	10°C	25°C	30°C	35°C
3A to 4A		0.8	0.85	0.9	0.9	1	1	1.1
5A to 20A		0.8	0.85	0.88	0.9	1	1.1	1.3

Operating Characteristics :



Technical Data

Application type	: General Industrial Ref.CSA22.2 No.235-04
Function	: SPST
Standard Current Rating in(Amp)	: 3, 4, 5, 6, 7, 8, 10, 12, 15,16 & 20 AC-Inductive DC-Resistive.
Rated Voltage	: 125 / 250V AC, 50/60 Hz,50V DC.
Method of tripping	: Thermol TO Cycling trip - free
Type of actuation	: Reset type `R`
Initial insulation resistance	: > 100 M Ω (DC500V)
Dielectric strength	: 1500V AC for 1 minute
Impulse withstand voltage	: 2.5kV Ref.: EN 60934
Contact Gap	: Micro disconnection(μ) Ref.: EN60934
Housing Material	: Thermoplastic / Thermoset
Slider Material	: Thermoset
Contact Material	: Silver alloy
Terminal Material	: Copper alloy
Fixing	: By a nut or snap fitting
Resettable over load capacity	: 10 times the rated current
Overload capacity	: 2 times rated current for 50 switching cycles min. Ref.: UL 1077
Rated Short Circuit Capacity I _{cn}	: Min 6 times the rated current (6 I _n) for 250V AC (Inductive) Ref.: EN60934 Min 4 times the rated current (4 I _n) for 50V DC (Resistive)
Rated Conditional Short Circuit	: 1000A 125/250V AC 50V DC
Current Capacity I _{nc1} (PC1)	SC : 1kA, C1, 125/250V AC, 50V DC Ref.: EN 60934 Ref.: CSA 22.2 No.235-04, UL1077
Tripping current code (TC)	: TC 2 Ref.: CSA 22.2 No.235-04
Over load rating	: OLO 125/250V AC,50V DC,Ref.: CSA 22.2 No.235-04
Weight	: approx. 17g
Applicable Standards	: UL-1077, CSA 22.2 No. 235-04, EN 60934
Approvals	:

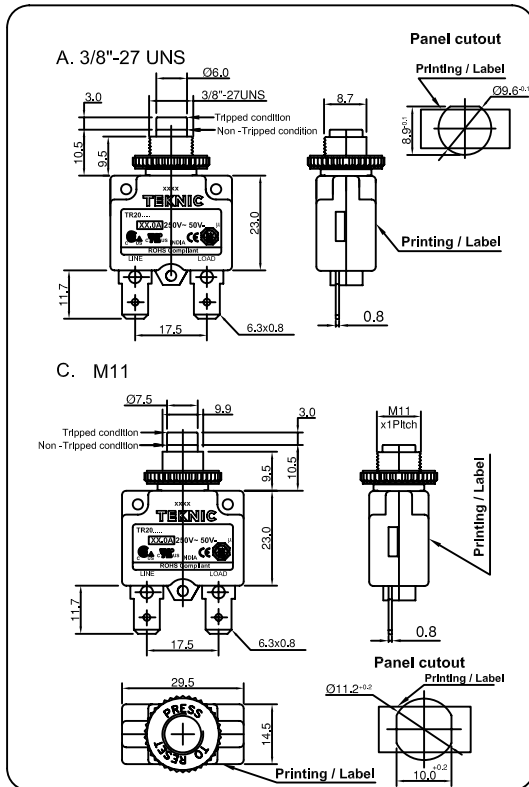
Ordering Example :

TR 20 - C - 63 S - B 1 - A - 7.0A - 2

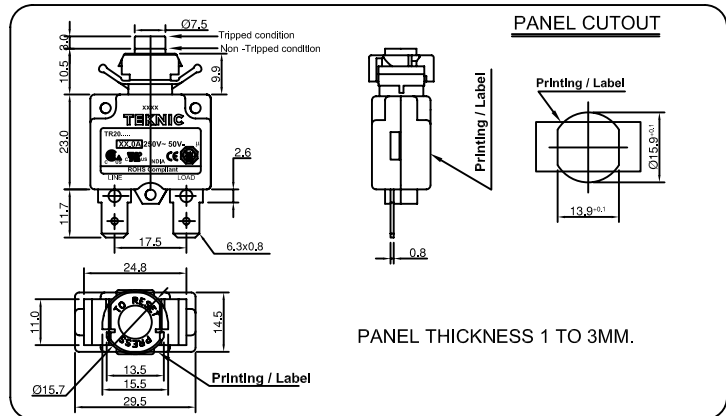
Product type	Terminal options	Slider Marking	Std. Current Rating
Mounting Bush	S Straight L 90° Bend, Left side R 90° Bend, Right side	0 None 1 White, Vertical 2 Black, Vertical 3 White, Horizontal 4 Black, Horizontal	3.0, 4.0, 5.0, 6.0, 7.0, 8.0, 10.0, 12.0, 15.0, 16.0, 20.0
A Plastic 3/8"-27 C Plastic M11 W Wing clip			
Terminal size	Slider Colour	Mounting Nut	Indicator plate
63 6.3 x 0.8mm	B Black WB White with trip indication	N None or wing clip A Plastic knurled B Metal knurled C Metal Hex Nut D Sealing knurled boot	0 None 1 Black letters on Aluminium Background. 2 Silver Letters on Black Background.

Mounting options:

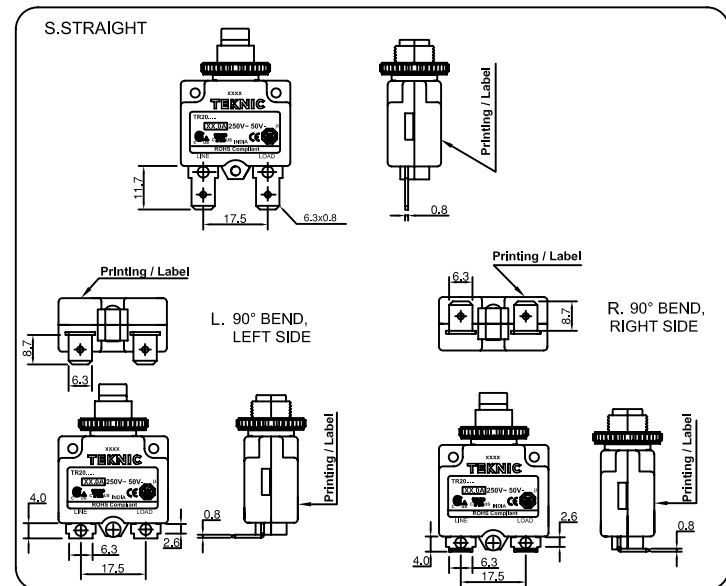
CENTRAL MOUNTING



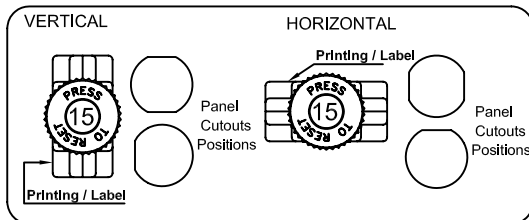
W. WING CLIP



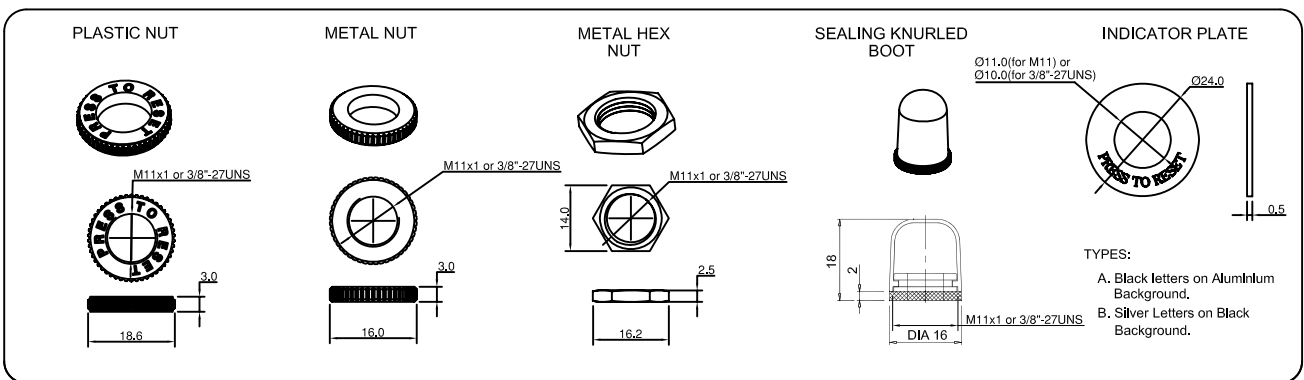
TERMINAL OPTIONS



SLIDER PRINTING FOR CURRENT RATING



ACCESORIES :



For further details, please write to:

TEKNIC ELECTROMECONICS PVT. LTD.

Regd. : 36, SNS CHAMBERS, 239, SANKEY ROAD, BANGALORE-560 080
 Office Tel. 0091-80-23617867, 23619348. Fax. 0091-80-23618607,
 E-MAIL : teknic.ofs@satyam.net.in

Factory : 93, Electronic city, Hosur Road, Bangalore-560 100
 Tel. 0091-80-28520472, 28520714. Fax. 0091-80-28520254.
 E-MAIL : tepl_wks@satyam.net.in & tepl.wpl@satyammail.com

Head : 703, Madhava, Bandra Kurla Complex, Bandra(East), Mumbai - 400 051.
 Office Tel. 0091-22-26592392/94. Fax. 0091-22-26592391
 Email : teknic@vsnl.com

Website: www.teknico.co.in

ALCYON

ÉLECTRONIQUE

RD 11 - BP20 - 78650 Beynes - France

Tel : +33 (0) 134 947 700

info@alcyonelectronique.fr

Fax : +33 (0) 134 875 340

www.alcyonelectronique.fr

FM:MT:84 REV.: L